



Sample D9 420 Watermelon 2249SW

Sample ID:	BBL_3353	Matrix:	Edible	Analyses Executed:	CAN
Company:	Enjoy Hemp	Batch ID:	2249SW	Reported:	25 Oct, 2022
Phone:		Received:	24 Oct, 2022		
Address:	1356 Bennett Drive Longwood, FL 32750				
Email:	sales.enjoyhemp@gmail.com				

Lab Notes: Results reported for sample as received

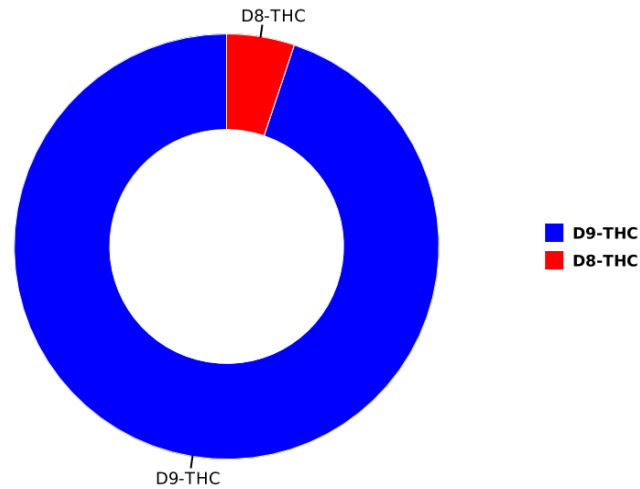

Cannabinoid Profile Analysis

Analyzed 25 Oct, 2022 | Instrument HPLC-PDA | Method TM-101
 Uncertainty Measurement at 95% confidence level is 10%, k=2

Analyte	LOD (ppm)	LOQ (ppm)	Result %	Result (mg/g)	mg/ml	mg/pack
Cannabidivarinic acid (CBDVa)	0.030	0.080	ND	ND	ND	ND
Cannabidivarin (CBDV)	0.050	0.150	<LoQ	<LoQ	<LoQ	<LoQ
Cannabidiolic acid (CBDA)	0.040	0.110	ND	ND	ND	ND
Cannabigerolic acid (CBGa)	0.040	0.120	ND	ND	ND	ND
Cannabigerol (CBG)	0.080	0.230	ND	ND	ND	ND
Cannabidiol (CBD)	0.060	0.190	<LoQ	<LoQ	<LoQ	<LoQ
Tetrahydrocannabivarin (THCV)	0.080	0.240	ND	ND	ND	ND
Tetrahydrocannabivarinic acid (THCVa)	0.050	0.160	ND	ND	ND	ND
Cannabinol (CBN)	0.040	0.120	<LoQ	<LoQ	<LoQ	<LoQ
Cannabinolic acid (CBNa)	0.080	0.250	ND	ND	ND	ND
D9-Tetrahydrocannabinol (D9-THC)	0.120	0.360	0.2244	2.244	2.178	359.3
D8-Tetrahydrocannabinol (D8-THC)	0.140	0.430	0.0122	0.122	0.118	19.534
Cannabicyclol (CBL)	0.210	0.640	ND	ND	ND	ND
D9-Tetrahydrocannabinolic acid (THCa)	0.130	0.400	ND	ND	ND	ND
Cannabichromene (CBC)	0.090	0.280	ND	ND	ND	ND
Cannabichromenic acid (CBCa)	0.350	1.060	ND	ND	ND	ND
Total THC (THCa * 0.877 + THC)			0.224	2.244		
Total CBD (CBDA * 0.877 + CBD)			ND	ND		
Total CBG (CBGa * 0.877 + CBG)			ND	ND		
Total Cannabinoids			0.237	2.366	2.296	378.834

Volume: 165.0000 ml, Density: 0.9704

Sample Photography



NR Not Reportable
 ND Not Detected
 N/A Not Applicable
 NT Not Tested
 LOD Limit of Detection
 LOQ Limit of Quantification
 <LOQ Detected
 >ULOL Above upper limit of linearity
 CFU/g Colony Forming Units per 1 gram
 TNTC Too Numerous to Count



Scan the QR code to verify authenticity.

Authorized Signature

Dr. Archana R. Parameswar,
 Laboratory Director
 25 Oct, 2022 02:53:59 PM



HME - Heavy Metals Detection Analysis

Analyzed 10 Jun, 2022 | Instrument ICP-MS | Method TM-105

Analyte	LOD (ppb)	LOQ (ppb)	Result ug/g	Flag	Limit ug/g
Arsenic (As)	0.005	0.015	0		
Cadmium (Cd)	0.005	0.016	0		
Mercury (Hg)	0.004	0.013	0		
Lead (Pb)	0.075	0.224	0		

MIB - Microbial Testing Analysis

Analyzed 17 Jun, 2022 | Instrument PCR/ Plating (not A2LA accredited) | Method TM-109

Analyte	Limit (CFU/g)	Result CFU/g	Flag
Salmonella SPP		NEG	
Total Yeast & Mold		<10	
Aspergillus fumigatus		NEG	
Aspergillus flavus		NEG	
Aspergillus niger		NEG	
Aspergillus terreus		NEG	
Shiga toxin-producing Escherichia Coli		NEG	

MTO - Mycotoxin Testing Analysis

Analyzed 28 Jun, 2022 | Instrument Subcontracted | Method Subcontracted

Analyte	LOD (ppb)	LOQ (ppb)	Result ug/kg (ppb)	Flag	Limit ug/kg
Mycotoxin B1	0.000	0.010	N D		
Mycotoxin B2	0.010	0.030	N D		
Mycotoxin G1	0.010	0.020	N D		
Mycotoxin G2	0.010	0.040	N D		
Ochratoxin A	0.020	0.060	N D		
Total Mycotoxins			N D		

PES - Pesticides Screening Analysis

Analyzed 28 Jun, 2022 | Instrument Subcontracted | Method Subcontracted

NR Not Reportable
 ND Not Detected
 N/A Not Applicable
 NT Not Tested
 LOD Limit of Detection
 LOQ Limit of Quantification
 <LOQ Detected
 >ULOL Above upper limit of linearity
 CFU/g Colony Forming Units per 1 gram
 TNTC Too Numerous to Count



Scan the QR code to verify authenticity.

Authorized Signature

Dr. Archana R. Parameswar,
 Laboratory Director
 28 Jun, 2022 03:26:38 PM

Bluebonnet Labs Certificate of Analysis

2567 Valley View Ln, Dallas, TX 75234, United States | TX Registration #: TL2020031

DEA #: RP0607436 | ISO/IEC 17025:2017 Certificate #: 6400.01



Bluebonnet Labs

Analytes	LOD (ppb)	LOQ (ppb)	Result ug/g	Flag	Limit ug/g
Abamectin	0.110	0.330	N D		
Acephate	0.230	0.700	N D		
Acequinocyl	0.110	0.320	N D		
Acetamiprid	0.020	0.050	N D		
Aldicarb	0.020	0.050	N D		
Azoxystrobin	0.020	0.060	N D		
Bifenazate	0.010	0.030	N D		
Bifenthrin	0.020	0.060	N D		
Boscalid	0.060	0.170	N D		
Carbaryl	0.010	0.040	N D		
Carbofuran	0.010	0.020	N D		
Chlorantraniliprole	0.010	0.030	N D		
Clofentezine	0.010	0.040	N D		
Chlorpyrifos	0.010	0.030	N D		
Coumaphos	0.040	0.120	N D		
Cyfluthrin	2.320	7.020	N D		
Cypermethrin	0.370	1.130	N D		
Daminozide	0.550	1.650	N D		
Dichlorvos	0.050	0.140	N D		
Dimethoate	0.010	0.020	N D		
Dimethomorph	0.010	0.030	N D		
Ethoprophos	0.020	0.050	N D		
Etofenprox	0.010	0.040	N D		
Fenhexamid	0.040	0.140	N D		
Etoxazole	0.010	0.020	N D		
Fenoxycarb	0.020	0.060	N D		
Fenpyroximate	0.010	0.040	N D		
Fipronil	0.010	0.040	N D		
Fludioxinil	0.020	0.050	N D		
Flonicamide	0.010	0.030	N D		
Hexythiazox	0.010	0.020	N D		
Imidacloprid	0.040	0.110	N D		
Imazalil	0.060	0.170	N D		
Kresoxim-methyl	0.020	0.050	N D		
Malathion	0.010	0.030	N D		
Metalaxyl	0.010	0.020	N D		
Methiocarb	0.010	0.030	N D		
Methomyl	0.020	0.050	N D		
Mevinphos	0.060	0.180	N D		
Myclobutanil	1.190	3.610	N D		
Naled	0.030	0.080	N D		
Oxamyl	0.020	0.050	N D		
Permethrin	0.080	0.260	N D		
Paclobutrazole	0.020	0.060	N D		
Phosmet	0.010	0.030	N D		
Piperonyl butoxide	0.010	0.040	N D		
Prallethrin	0.100	0.300	N D		

NR Not Reportable
 ND Not Detected
 N/A Not Applicable
 NT Not Tested
 LOD Limit of Detection
 LOQ Limit of Quantification
 <LOQ Detected
 >ULOL Above upper limit of linearity
 CFU/g Colony Forming Units per 1 gram
 TNTC Too Numerous to Count



Scan the QR code to verify authenticity.

Authorized Signature

Dr. Archana R. Parameswar,
 Laboratory Director
 28 Jun, 2022 03:26:38 PM

*This report shall not be reproduced except in full, without the written approval of the lab. This report is for informational purposes only and should not be used to diagnose, treat or prevent any disease. Results are only for samples and batches indicated. Results are reported on an "as received" basis, unless indicated otherwise. All required LQC (Laboratory Quality Control) samples were included in the performance of these analyses and met the acceptance criteria for ISO/IEC Regulations.



Analytes	LOD (ppb)	LOQ (ppb)	Result ug/g	Flag	Limit ug/g
Propiconazole	0.070	0.220	N D		
Propoxur	0.010	0.030	N D		
Pyrethrin-I	0.020	0.060	N D		
Pyridaben	0.010	0.020	N D		
Spinetoram	0.230	0.690	N D		
Spinosyn A	0.010	0.020	N D		
Spinosyn D	0.000	0.010	N D		
Spiromesifen	0.050	0.140	N D		
Spirotetramat	0.010	0.030	N D		
Spiroxamine	0.010	0.030	N D		
Tebuconazole	0.010	0.030	N D		
Thiachloprid	0.010	0.030	N D		
Thiamethoxam	0.010	0.040	N D		
Methyl parathion	0.050	0.140	N D		
Diazinon	0.010	0.040	N D		
Trifloxystrobin	0.010	0.030	N D		
Chlorfenapyr	0.830	2.530	N D		
Chlordane	0.740	2.250	N D		
Pentachloronitrobenzene	0.060	0.170	N D		

NR Not Reportable
 ND Not Detected
 N/A Not Applicable
 NT Not Tested
 LOD Limit of Detection
 LOQ Limit of Quantification
 <LOQ Detected
 >ULOL Above upper limit of linearity
 CFU/g Colony Forming Units per 1 gram
 TNTC Too Numerous to Count



Scan the QR code to verify authenticity.

Authorized Signature

Dr. Archana R. Parameswar,
 Laboratory Director
 28 Jun, 2022 03:26:38 PM



RES – Residual Solvent Analysis

Analyzed 09 Jun, 2022 | Instrument HS-GC/MS | Method TM-106

Analyte	LOD (ppm)	LOQ (ppm)	Result (ppm)	Flag	Limit ug/g
Propane	0.470	1.410	N D		
Butane	0.200	0.610	N D		
Methanol	0.070	0.230	N D		
Pentane	0.130	0.410	N D		
Ethanol	0.130	0.380	N D		
Ethyl ether	0.020	0.070	N D		
Acetone	0.060	0.180	N D		
Isopropyl alcohol	0.030	0.090	N D		
Acetonitrile	0.020	0.060	N D		
Methylene chloride	0.010	0.020	N D		
Hexane	0.030	0.080	N D		
Ethyl acetate	0.030	0.080	N D		
Chloroform	0.010	0.030	N D		
Benzene	0.010	0.030	N D		
1,2-Dichloroethane	0.010	0.030	N D		
Heptane	0.020	0.060	N D		
Trichloroethene	0.010	0.030	N D		
Toluene	0.010	0.020	N D		
m,p-Xylenes	0.010	0.030	N D		
o-Xylene	0.010	0.020	N D		

NR Not Reportable
 ND Not Detected
 N/A Not Applicable
 NT Not Tested
 LOD Limit of Detection
 LOQ Limit of Quantification
 <LOQ Detected
 >ULOL Above upper limit of linearity
 CFU/g Colony Forming Units per 1 gram
 TNTC Too Numerous to Count



Scan the QR code to verify authenticity.

Authorized Signature

Dr. Archana R. Parameswar,
 Laboratory Director
 28 Jun, 2022 03:26:38 PM



Sample D9 420 Pineapple 2249SP

Sample ID:	BBL_3333	Matrix:	Edible	Analyses Executed:	CAN
Company:	Enjoy Hemp	Batch ID:	2249SP	Reported:	21 Oct, 2022
Phone:		Received:	19 Oct, 2022		
Address:	1356 Bennett Drive Longwood, FL 32750				
Email:	sales.enjoyhemp@gmail.com				

Lab Notes: Results reported for sample as received

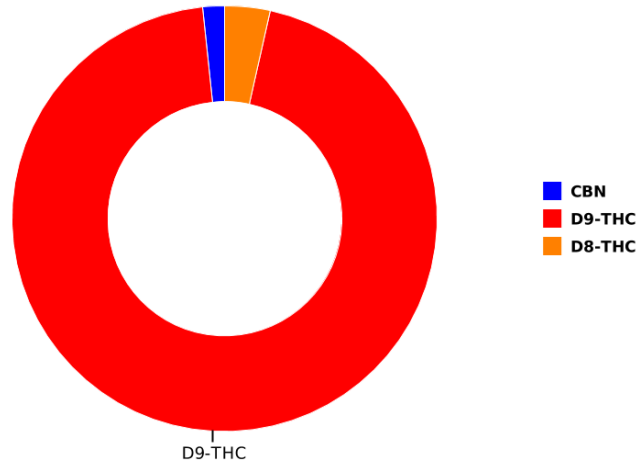
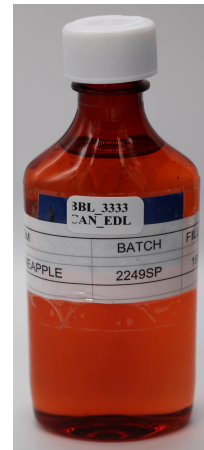
Cannabinoid Profile Analysis

Analyzed 21 Oct, 2022 | Instrument HPLC-PDA | Method TM-101
 Uncertainty Measurement at 95% confidence level is 10%, k=2

Analyte	LOD (ppm)	LOQ (ppm)	Result %	Result (mg/g)	mg/ml	mg/pack
Cannabidivarinic acid (CBDVa)	0.030	0.080	ND	ND	ND	ND
Cannabidivarin (CBDV)	0.050	0.150	<LoQ	<LoQ	<LoQ	<LoQ
Cannabidiolic acid (CBDA)	0.040	0.110	ND	ND	ND	ND
Cannabigerolic acid (CBGa)	0.040	0.120	ND	ND	ND	ND
Cannabigerol (CBG)	0.080	0.230	ND	ND	ND	ND
Cannabidiol (CBD)	0.060	0.190	<LoQ	<LoQ	<LoQ	<LoQ
Tetrahydrocannabivarin (THCV)	0.080	0.240	ND	ND	ND	ND
Tetrahydrocannabivarinic acid (THCVa)	0.050	0.160	ND	ND	ND	ND
Cannabinol (CBN)	0.040	0.120	0.0041	0.041	0.04	6.639
Cannabinolic acid (CBNa)	0.080	0.250	ND	ND	ND	ND
D9-Tetrahydrocannabinol (D9-THC)	0.120	0.360	0.2323	2.323	2.28	376.166
D8-Tetrahydrocannabinol (D8-THC)	0.140	0.430	0.0084	0.084	0.082	13.602
Cannabicyclol (CBL)	0.210	0.640	ND	ND	ND	ND
D9-Tetrahydrocannabinolic acid (THCa)	0.130	0.400	ND	ND	ND	ND
Cannabichromene (CBC)	0.090	0.280	ND	ND	ND	ND
Cannabichromenic acid (CBCa)	0.350	1.060	ND	ND	ND	ND
Total THC (THCa * 0.877 + THC)			0.232	2.323		
Total CBD (CBDA * 0.877 + CBD)			ND	ND		
Total CBG (CBGa * 0.877 + CBG)			ND	ND		
Total Cannabinoids			0.245	2.448	2.402	396.407

Volume: 165.0000 ml, Density: 0.9814

Sample Photography



NR Not Reportable
 ND Not Detected
 N/A Not Applicable
 NT Not Tested
 LOD Limit of Detection
 LOQ Limit of Quantification
 <LOQ Detected
 >ULOL Above upper limit of linearity
 CFU/g Colony Forming Units per 1 gram
 TNTC Too Numerous to Count



Scan the QR code to verify authenticity.

Authorized Signature

Dr. Archana R. Parameswar,
 Laboratory Director
 21 Oct, 2022 04:46:05 PM



HME - Heavy Metals Detection Analysis

Analyzed 10 Jun, 2022 | Instrument ICP-MS | Method TM-105

Analyte	LOD (ppb)	LOQ (ppb)	Result ug/g	Flag	Limit ug/g
Arsenic (As)	0.005	0.015	0		
Cadmium (Cd)	0.005	0.016	0		
Mercury (Hg)	0.004	0.013	0		
Lead (Pb)	0.075	0.224	0		

MIB - Microbial Testing Analysis

Analyzed 17 Jun, 2022 | Instrument PCR/ Plating (not A2LA accredited) | Method TM-109

Analyte	Limit (CFU/g)	Result CFU/g	Flag
Salmonella SPP		NEG	
Total Yeast & Mold		<10	
Aspergillus fumigatus		NEG	
Aspergillus flavus		NEG	
Aspergillus niger		NEG	
Aspergillus terreus		NEG	
Shiga toxin-producing Escherichia Coli		NEG	

MTO - Mycotoxin Testing Analysis

Analyzed 28 Jun, 2022 | Instrument Subcontracted | Method Subcontracted

Analyte	LOD (ppb)	LOQ (ppb)	Result ug/kg (ppb)	Flag	Limit ug/kg
Mycotoxin B1	0.000	0.010	N D		
Mycotoxin B2	0.010	0.030	N D		
Mycotoxin G1	0.010	0.020	N D		
Mycotoxin G2	0.010	0.040	N D		
Ochratoxin A	0.020	0.060	N D		
Total Mycotoxins			N D		

PES - Pesticides Screening Analysis

Analyzed 28 Jun, 2022 | Instrument Subcontracted | Method Subcontracted

NR Not Reportable
 ND Not Detected
 N/A Not Applicable
 NT Not Tested
 LOD Limit of Detection
 LOQ Limit of Quantification
 <LOQ Detected
 >ULOL Above upper limit of linearity
 CFU/g Colony Forming Units per 1 gram
 TNTC Too Numerous to Count



Scan the QR code to verify authenticity.

Authorized Signature

Dr. Archana R. Parameswar,
 Laboratory Director
 28 Jun, 2022 03:26:38 PM

Bluebonnet Labs Certificate of Analysis

2567 Valley View Ln, Dallas, TX 75234, United States | TX Registration #: TL2020031

DEA #: RP0607436 | ISO/IEC 17025:2017 Certificate #: 6400.01



Bluebonnet Labs

Analytes	LOD (ppb)	LOQ (ppb)	Result ug/g	Flag	Limit ug/g
Abamectin	0.110	0.330	N D		
Acephate	0.230	0.700	N D		
Acequinocyl	0.110	0.320	N D		
Acetamiprid	0.020	0.050	N D		
Aldicarb	0.020	0.050	N D		
Azoxystrobin	0.020	0.060	N D		
Bifenazate	0.010	0.030	N D		
Bifenthrin	0.020	0.060	N D		
Boscalid	0.060	0.170	N D		
Carbaryl	0.010	0.040	N D		
Carbofuran	0.010	0.020	N D		
Chlorantraniliprole	0.010	0.030	N D		
Clofentezine	0.010	0.040	N D		
Chlorpyrifos	0.010	0.030	N D		
Coumaphos	0.040	0.120	N D		
Cyfluthrin	2.320	7.020	N D		
Cypermethrin	0.370	1.130	N D		
Daminozide	0.550	1.650	N D		
Dichlorvos	0.050	0.140	N D		
Dimethoate	0.010	0.020	N D		
Dimethomorph	0.010	0.030	N D		
Ethoprophos	0.020	0.050	N D		
Etofenprox	0.010	0.040	N D		
Fenhexamid	0.040	0.140	N D		
Etoxazole	0.010	0.020	N D		
Fenoxycarb	0.020	0.060	N D		
Fenpyroximate	0.010	0.040	N D		
Fipronil	0.010	0.040	N D		
Fludioxinil	0.020	0.050	N D		
Flonicamide	0.010	0.030	N D		
Hexythiazox	0.010	0.020	N D		
Imidacloprid	0.040	0.110	N D		
Imazalil	0.060	0.170	N D		
Kresoxim-methyl	0.020	0.050	N D		
Malathion	0.010	0.030	N D		
Metalaxyl	0.010	0.020	N D		
Methiocarb	0.010	0.030	N D		
Methomyl	0.020	0.050	N D		
Mevinphos	0.060	0.180	N D		
Myclobutanil	1.190	3.610	N D		
Naled	0.030	0.080	N D		
Oxamyl	0.020	0.050	N D		
Permethrin	0.080	0.260	N D		
Paclobutrazole	0.020	0.060	N D		
Phosmet	0.010	0.030	N D		
Piperonyl butoxide	0.010	0.040	N D		
Prallethrin	0.100	0.300	N D		

NR Not Reportable
 ND Not Detected
 N/A Not Applicable
 NT Not Tested
 LOD Limit of Detection
 LOQ Limit of Quantification
 <LOQ Detected
 >ULOL Above upper limit of linearity
 CFU/g Colony Forming Units per 1 gram
 TNTC Too Numerous to Count



Scan the QR code to verify authenticity.

Authorized Signature

Dr. Archana R. Parameswar,
 Laboratory Director
 28 Jun, 2022 03:26:38 PM

*This report shall not be reproduced except in full, without the written approval of the lab. This report is for informational purposes only and should not be used to diagnose, treat or prevent any disease. Results are only for samples and batches indicated. Results are reported on an "as received" basis, unless indicated otherwise. All required LQC (Laboratory Quality Control) samples were included in the performance of these analyses and met the acceptance criteria for ISO/IEC Regulations.



Analytes	LOD (ppb)	LOQ (ppb)	Result ug/g	Flag	Limit ug/g
Propiconazole	0.070	0.220	N D		
Propoxur	0.010	0.030	N D		
Pyrethrin-I	0.020	0.060	N D		
Pyridaben	0.010	0.020	N D		
Spinetoram	0.230	0.690	N D		
Spinosyn A	0.010	0.020	N D		
Spinosyn D	0.000	0.010	N D		
Spiromesifen	0.050	0.140	N D		
Spirotetramat	0.010	0.030	N D		
Spiroxamine	0.010	0.030	N D		
Tebuconazole	0.010	0.030	N D		
Thiachloprid	0.010	0.030	N D		
Thiamethoxam	0.010	0.040	N D		
Methyl parathion	0.050	0.140	N D		
Diazinon	0.010	0.040	N D		
Trifloxystrobin	0.010	0.030	N D		
Chlorfenapyr	0.830	2.530	N D		
Chlordane	0.740	2.250	N D		
Pentachloronitrobenzene	0.060	0.170	N D		

NR Not Reportable
 ND Not Detected
 N/A Not Applicable
 NT Not Tested
 LOD Limit of Detection
 LOQ Limit of Quantification
 <LOQ Detected
 >ULOL Above upper limit of linearity
 CFU/g Colony Forming Units per 1 gram
 TNTC Too Numerous to Count



Scan the QR code to verify authenticity.

Authorized Signature

Dr. Archana R. Parameswar,
 Laboratory Director
 28 Jun, 2022 03:26:38 PM



RES – Residual Solvent Analysis

Analyzed 09 Jun, 2022 | Instrument HS-GC/MS | Method TM-106

Analyte	LOD (ppm)	LOQ (ppm)	Result (ppm)	Flag	Limit ug/g
Propane	0.470	1.410	N D		
Butane	0.200	0.610	N D		
Methanol	0.070	0.230	N D		
Pentane	0.130	0.410	N D		
Ethanol	0.130	0.380	N D		
Ethyl ether	0.020	0.070	N D		
Acetone	0.060	0.180	N D		
Isopropyl alcohol	0.030	0.090	N D		
Acetonitrile	0.020	0.060	N D		
Methylene chloride	0.010	0.020	N D		
Hexane	0.030	0.080	N D		
Ethyl acetate	0.030	0.080	N D		
Chloroform	0.010	0.030	N D		
Benzene	0.010	0.030	N D		
1,2-Dichloroethane	0.010	0.030	N D		
Heptane	0.020	0.060	N D		
Trichloroethene	0.010	0.030	N D		
Toluene	0.010	0.020	N D		
m,p-Xylenes	0.010	0.030	N D		
o-Xylene	0.010	0.020	N D		

NR Not Reportable
 ND Not Detected
 N/A Not Applicable
 NT Not Tested
 LOD Limit of Detection
 LOQ Limit of Quantification
 <LOQ Detected
 >ULOL Above upper limit of linearity
 CFU/g Colony Forming Units per 1 gram
 TNTC Too Numerous to Count



Scan the QR code to verify authenticity.

Authorized Signature

Dr. Archana R. Parameswar,
 Laboratory Director
 28 Jun, 2022 03:26:38 PM



Sample D9 420 Blue Razz 2249SBR

Sample ID:	BBL_3352	Matrix:	Edible	Analyses Executed:	CAN
Company:	Enjoy Hemp	Batch ID:	2249SBR	Reported:	25 Oct, 2022
Phone:		Received:	24 Oct, 2022		
Address:	1356 Bennett Drive Longwood, FL 32750				
Email:	sales.enjoyhemp@gmail.com				

Lab Notes: Results reported for sample as received

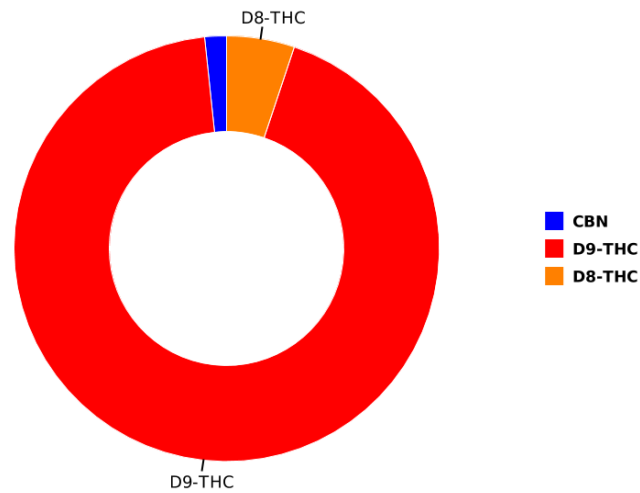

Cannabinoid Profile Analysis

Analyzed 25 Oct, 2022 | Instrument HPLC-PDA | Method TM-101
 Uncertainty Measurement at 95% confidence level is 10%, k=2

Analyte	LOD (ppm)	LOQ (ppm)	Result %	Result (mg/g)	mg/ml	mg/pack
Cannabidivarinic acid (CBDVa)	0.030	0.080	ND	ND	ND	ND
Cannabidivarin (CBDV)	0.050	0.150	<LoQ	<LoQ	<LoQ	<LoQ
Cannabidiolic acid (CBDa)	0.040	0.110	ND	ND	ND	ND
Cannabigerolic acid (CBGa)	0.040	0.120	ND	ND	ND	ND
Cannabigerol (CBG)	0.080	0.230	ND	ND	ND	ND
Cannabidiol (CBD)	0.060	0.190	ND	ND	ND	ND
Tetrahydrocannabivarin (THCV)	0.080	0.240	ND	ND	ND	ND
Tetrahydrocannabivarinic acid (THCVa)	0.050	0.160	ND	ND	ND	ND
Cannabinol (CBN)	0.040	0.120	0.0045	0.045	0.044	7.198
Cannabinolic acid (CBNa)	0.080	0.250	ND	ND	ND	ND
D9-Tetrahydrocannabinol (D9-THC)	0.120	0.360	0.2518	2.518	2.441	402.757
D8-Tetrahydrocannabinol (D8-THC)	0.140	0.430	0.0139	0.139	0.135	22.233
Cannabicyclol (CBL)	0.210	0.640	ND	ND	ND	ND
D9-Tetrahydrocannabinolic acid (THCa)	0.130	0.400	ND	ND	ND	ND
Cannabichromene (CBC)	0.090	0.280	ND	ND	ND	ND
Cannabichromenic acid (CBCa)	0.350	1.060	ND	ND	ND	ND
Total THC (THCa * 0.877 + THC)			0.252	2.518		
Total CBD (CBDa * 0.877 + CBD)			ND	ND		
Total CBG (CBGa * 0.877 + CBG)			ND	ND		
Total Cannabinoids			0.27	2.702	2.619	432.188

Volume: 165.0000 ml, Density: 0.9694

Sample Photography



NR Not Reportable
 ND Not Detected
 N/A Not Applicable
 NT Not Tested
 LOD Limit of Detection
 LOQ Limit of Quantification
 <LOQ Detected
 >ULOL Above upper limit of linearity
 CFU/g Colony Forming Units per 1 gram
 TNTC Too Numerous to Count



Scan the QR code to verify authenticity.

Authorized Signature

Dr. Archana R. Parameswar,
 Laboratory Director
 25 Oct, 2022 02:54:00 PM



HME - Heavy Metals Detection Analysis

Analyzed 10 Jun, 2022 | Instrument ICP-MS | Method TM-105

Analyte	LOD (ppb)	LOQ (ppb)	Result ug/g	Flag	Limit ug/g
Arsenic (As)	0.005	0.015	0		
Cadmium (Cd)	0.005	0.016	0		
Mercury (Hg)	0.004	0.013	0		
Lead (Pb)	0.075	0.224	0		

MIB - Microbial Testing Analysis

Analyzed 17 Jun, 2022 | Instrument PCR/ Plating (not A2LA accredited) | Method TM-109

Analyte	Limit (CFU/g)	Result CFU/g	Flag
Salmonella SPP		NEG	
Total Yeast & Mold		<10	
Aspergillus fumigatus		NEG	
Aspergillus flavus		NEG	
Aspergillus niger		NEG	
Aspergillus terreus		NEG	
Shiga toxin-producing Escherichia Coli		NEG	

MTO - Mycotoxin Testing Analysis

Analyzed 28 Jun, 2022 | Instrument Subcontracted | Method Subcontracted

Analyte	LOD (ppb)	LOQ (ppb)	Result ug/kg (ppb)	Flag	Limit ug/kg
Mycotoxin B1	0.000	0.010	N D		
Mycotoxin B2	0.010	0.030	N D		
Mycotoxin G1	0.010	0.020	N D		
Mycotoxin G2	0.010	0.040	N D		
Ochratoxin A	0.020	0.060	N D		
Total Mycotoxins			N D		

PES - Pesticides Screening Analysis

Analyzed 28 Jun, 2022 | Instrument Subcontracted | Method Subcontracted

NR Not Reportable
 ND Not Detected
 N/A Not Applicable
 NT Not Tested
 LOD Limit of Detection
 LOQ Limit of Quantification
 <LOQ Detected
 >ULOL Above upper limit of linearity
 CFU/g Colony Forming Units per 1 gram
 TNTC Too Numerous to Count



Scan the QR code to verify authenticity.

Authorized Signature

Dr. Archana R. Parameswar,
 Laboratory Director
 28 Jun, 2022 03:26:38 PM

Bluebonnet Labs Certificate of Analysis

2567 Valley View Ln, Dallas, TX 75234, United States | TX Registration #: TL2020031

DEA #: RP0607436 | ISO/IEC 17025:2017 Certificate #: 6400.01



Bluebonnet Labs

Analytes	LOD (ppb)	LOQ (ppb)	Result ug/g	Flag	Limit ug/g
Abamectin	0.110	0.330	N D		
Acephate	0.230	0.700	N D		
Acequinocyl	0.110	0.320	N D		
Acetamiprid	0.020	0.050	N D		
Aldicarb	0.020	0.050	N D		
Azoxystrobin	0.020	0.060	N D		
Bifenazate	0.010	0.030	N D		
Bifenthrin	0.020	0.060	N D		
Boscalid	0.060	0.170	N D		
Carbaryl	0.010	0.040	N D		
Carbofuran	0.010	0.020	N D		
Chlorantraniliprole	0.010	0.030	N D		
Clofentezine	0.010	0.040	N D		
Chlorpyrifos	0.010	0.030	N D		
Coumaphos	0.040	0.120	N D		
Cyfluthrin	2.320	7.020	N D		
Cypermethrin	0.370	1.130	N D		
Daminozide	0.550	1.650	N D		
Dichlorvos	0.050	0.140	N D		
Dimethoate	0.010	0.020	N D		
Dimethomorph	0.010	0.030	N D		
Ethoprophos	0.020	0.050	N D		
Etofenprox	0.010	0.040	N D		
Fenhexamid	0.040	0.140	N D		
Etoxazole	0.010	0.020	N D		
Fenoxycarb	0.020	0.060	N D		
Fenpyroximate	0.010	0.040	N D		
Fipronil	0.010	0.040	N D		
Fludioxinil	0.020	0.050	N D		
Flonicamide	0.010	0.030	N D		
Hexythiazox	0.010	0.020	N D		
Imidacloprid	0.040	0.110	N D		
Imazalil	0.060	0.170	N D		
Kresoxim-methyl	0.020	0.050	N D		
Malathion	0.010	0.030	N D		
Metalaxyl	0.010	0.020	N D		
Methiocarb	0.010	0.030	N D		
Methomyl	0.020	0.050	N D		
Mevinphos	0.060	0.180	N D		
Myclobutanil	1.190	3.610	N D		
Naled	0.030	0.080	N D		
Oxamyl	0.020	0.050	N D		
Permethrin	0.080	0.260	N D		
Paclobutrazole	0.020	0.060	N D		
Phosmet	0.010	0.030	N D		
Piperonyl butoxide	0.010	0.040	N D		
Prallethrin	0.100	0.300	N D		

NR Not Reportable
 ND Not Detected
 N/A Not Applicable
 NT Not Tested
 LOD Limit of Detection
 LOQ Limit of Quantification
 <LOQ Detected
 >ULOL Above upper limit of linearity
 CFU/g Colony Forming Units per 1 gram
 TNTC Too Numerous to Count



Scan the QR code to verify authenticity.

Authorized Signature

Dr. Archana R. Parameswar,
 Laboratory Director
 28 Jun, 2022 03:26:38 PM

*This report shall not be reproduced except in full, without the written approval of the lab. This report is for informational purposes only and should not be used to diagnose, treat or prevent any disease. Results are only for samples and batches indicated. Results are reported on an "as received" basis, unless indicated otherwise. All required LQC (Laboratory Quality Control) samples were included in the performance of these analyses and met the acceptance criteria for ISO/IEC Regulations.



Analytes	LOD (ppb)	LOQ (ppb)	Result ug/g	Flag	Limit ug/g
Propiconazole	0.070	0.220	N D		
Propoxur	0.010	0.030	N D		
Pyrethrin-I	0.020	0.060	N D		
Pyridaben	0.010	0.020	N D		
Spinetoram	0.230	0.690	N D		
Spinosyn A	0.010	0.020	N D		
Spinosyn D	0.000	0.010	N D		
Spiromesifen	0.050	0.140	N D		
Spirotetramat	0.010	0.030	N D		
Spiroxamine	0.010	0.030	N D		
Tebuconazole	0.010	0.030	N D		
Thiachloprid	0.010	0.030	N D		
Thiamethoxam	0.010	0.040	N D		
Methyl parathion	0.050	0.140	N D		
Diazinon	0.010	0.040	N D		
Trifloxystrobin	0.010	0.030	N D		
Chlorfenapyr	0.830	2.530	N D		
Chlordane	0.740	2.250	N D		
Pentachloronitrobenzene	0.060	0.170	N D		

NR Not Reportable
 ND Not Detected
 N/A Not Applicable
 NT Not Tested
 LOD Limit of Detection
 LOQ Limit of Quantification
 <LOQ Detected
 >ULOL Above upper limit of linearity
 CFU/g Colony Forming Units per 1 gram
 TNTC Too Numerous to Count



Scan the QR code to verify authenticity.

Authorized Signature

Dr. Archana R. Parameswar,
 Laboratory Director
 28 Jun, 2022 03:26:38 PM



RES – Residual Solvent Analysis

Analyzed 09 Jun, 2022 | Instrument HS-GC/MS | Method TM-106

Analyte	LOD (ppm)	LOQ (ppm)	Result (ppm)	Flag	Limit ug/g
Propane	0.470	1.410	N D		
Butane	0.200	0.610	N D		
Methanol	0.070	0.230	N D		
Pentane	0.130	0.410	N D		
Ethanol	0.130	0.380	N D		
Ethyl ether	0.020	0.070	N D		
Acetone	0.060	0.180	N D		
Isopropyl alcohol	0.030	0.090	N D		
Acetonitrile	0.020	0.060	N D		
Methylene chloride	0.010	0.020	N D		
Hexane	0.030	0.080	N D		
Ethyl acetate	0.030	0.080	N D		
Chloroform	0.010	0.030	N D		
Benzene	0.010	0.030	N D		
1,2-Dichloroethane	0.010	0.030	N D		
Heptane	0.020	0.060	N D		
Trichloroethene	0.010	0.030	N D		
Toluene	0.010	0.020	N D		
m,p-Xylenes	0.010	0.030	N D		
o-Xylene	0.010	0.020	N D		

NR Not Reportable
 ND Not Detected
 N/A Not Applicable
 NT Not Tested
 LOD Limit of Detection
 LOQ Limit of Quantification
 <LOQ Detected
 >ULOL Above upper limit of linearity
 CFU/g Colony Forming Units per 1 gram
 TNTC Too Numerous to Count



Scan the QR code to verify authenticity.

Authorized Signature

Dr. Archana R. Parameswar,
 Laboratory Director
 28 Jun, 2022 03:26:38 PM



Sample D9 420 Strawberry 2249SS

Sample ID:	BBL_3354	Matrix:	Edible	Analyses Executed:	CAN
Company:	Enjoy Hemp	Batch ID:	2249SS	Reported:	25 Oct, 2022
Phone:		Received:	24 Oct, 2022		
Address:	1356 Bennett Drive Longwood, FL 32750				
Email:	sales.enjoyhemp@gmail.com				

Lab Notes: Results reported for sample as received

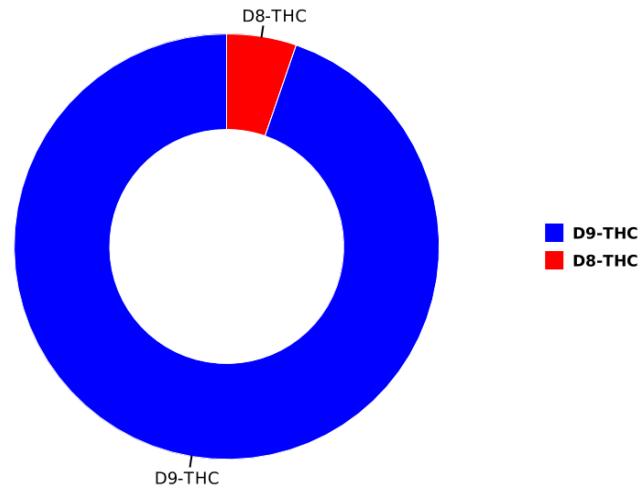
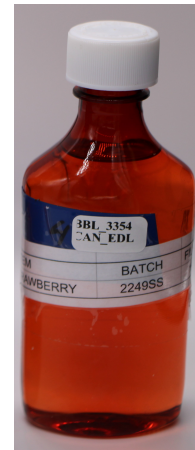
Cannabinoid Profile Analysis

Analyzed 25 Oct, 2022 | Instrument HPLC-PDA | Method TM-101
 Uncertainty Measurement at 95% confidence level is 10%, k=2

Analyte	LOD (ppm)	LOQ (ppm)	Result %	Result (mg/g)	mg/ml	mg/pack
Cannabidivarinic acid (CBDVa)	0.030	0.080	ND	ND	ND	ND
Cannabidivarin (CBDV)	0.050	0.150	<LoQ	<LoQ	<LoQ	<LoQ
Cannabidiolic acid (CBDa)	0.040	0.110	ND	ND	ND	ND
Cannabigerolic acid (CBGa)	0.040	0.120	ND	ND	ND	ND
Cannabigerol (CBG)	0.080	0.230	ND	ND	ND	ND
Cannabidiol (CBD)	0.060	0.190	<LoQ	<LoQ	<LoQ	<LoQ
Tetrahydrocannabivarin (THCV)	0.080	0.240	ND	ND	ND	ND
Tetrahydrocannabivarinic acid (THCVa)	0.050	0.160	ND	ND	ND	ND
Cannabinol (CBN)	0.040	0.120	<LoQ	<LoQ	<LoQ	<LoQ
Cannabinolic acid (CBNa)	0.080	0.250	ND	ND	ND	ND
D9-Tetrahydrocannabinol (D9-THC)	0.120	0.360	0.2367	2.367	2.297	378.995
D8-Tetrahydrocannabinol (D8-THC)	0.140	0.430	0.0132	0.132	0.128	21.135
Cannabicyclol (CBL)	0.210	0.640	ND	ND	ND	ND
D9-Tetrahydrocannabinolic acid (THCa)	0.130	0.400	ND	ND	ND	ND
Cannabichromene (CBC)	0.090	0.280	ND	ND	ND	ND
Cannabichromenic acid (CBCa)	0.350	1.060	ND	ND	ND	ND
Total THC (THCa * 0.877 + THC)			0.237	2.367		
Total CBD (CBDa * 0.877 + CBD)			ND	ND		
Total CBG (CBGa * 0.877 + CBG)			ND	ND		
Total Cannabinoids			0.25	2.499	2.425	400.13

Volume: 165.0000 ml, Density: 0.9704

Sample Photography



NR Not Reportable
 ND Not Detected
 N/A Not Applicable
 NT Not Tested
 LOD Limit of Detection
 LOQ Limit of Quantification
 <LOQ Detected
 >ULOL Above upper limit of linearity
 CFU/g Colony Forming Units per 1 gram
 TNTC Too Numerous to Count



Scan the QR code to verify authenticity.

Authorized Signature

Dr. Archana R. Parameswar,
 Laboratory Director
 25 Oct, 2022 02:53:57 PM



HME - Heavy Metals Detection Analysis

Analyzed 10 Jun, 2022 | Instrument ICP-MS | Method TM-105

Analyte	LOD (ppb)	LOQ (ppb)	Result ug/g	Flag	Limit ug/g
Arsenic (As)	0.005	0.015	0		
Cadmium (Cd)	0.005	0.016	0		
Mercury (Hg)	0.004	0.013	0		
Lead (Pb)	0.075	0.224	0		

MIB - Microbial Testing Analysis

Analyzed 17 Jun, 2022 | Instrument PCR/ Plating (not A2LA accredited) | Method TM-109

Analyte	Limit (CFU/g)	Result CFU/g	Flag
Salmonella SPP		NEG	
Total Yeast & Mold		<10	
Aspergillus fumigatus		NEG	
Aspergillus flavus		NEG	
Aspergillus niger		NEG	
Aspergillus terreus		NEG	
Shiga toxin-producing Escherichia Coli		NEG	

MTO - Mycotoxin Testing Analysis

Analyzed 28 Jun, 2022 | Instrument Subcontracted | Method Subcontracted

Analyte	LOD (ppb)	LOQ (ppb)	Result ug/kg (ppb)	Flag	Limit ug/kg
Mycotoxin B1	0.000	0.010	N D		
Mycotoxin B2	0.010	0.030	N D		
Mycotoxin G1	0.010	0.020	N D		
Mycotoxin G2	0.010	0.040	N D		
Ochratoxin A	0.020	0.060	N D		
Total Mycotoxins			N D		

PES - Pesticides Screening Analysis

Analyzed 28 Jun, 2022 | Instrument Subcontracted | Method Subcontracted

NR Not Reportable
 ND Not Detected
 N/A Not Applicable
 NT Not Tested
 LOD Limit of Detection
 LOQ Limit of Quantification
 <LOQ Detected
 >ULOL Above upper limit of linearity
 CFU/g Colony Forming Units per 1 gram
 TNTC Too Numerous to Count



Scan the QR code to verify authenticity.

Authorized Signature

Dr. Archana R. Parameswar,
 Laboratory Director
 28 Jun, 2022 03:26:38 PM

Bluebonnet Labs Certificate of Analysis

2567 Valley View Ln, Dallas, TX 75234, United States | TX Registration #: TL2020031

DEA #: RP0607436 | ISO/IEC 17025:2017 Certificate #: 6400.01



Bluebonnet Labs

Analytes	LOD (ppb)	LOQ (ppb)	Result ug/g	Flag	Limit ug/g
Abamectin	0.110	0.330	N D		
Acephate	0.230	0.700	N D		
Acequinocyl	0.110	0.320	N D		
Acetamiprid	0.020	0.050	N D		
Aldicarb	0.020	0.050	N D		
Azoxystrobin	0.020	0.060	N D		
Bifenazate	0.010	0.030	N D		
Bifenthrin	0.020	0.060	N D		
Boscalid	0.060	0.170	N D		
Carbaryl	0.010	0.040	N D		
Carbofuran	0.010	0.020	N D		
Chlorantraniliprole	0.010	0.030	N D		
Clofentezine	0.010	0.040	N D		
Chlorpyrifos	0.010	0.030	N D		
Coumaphos	0.040	0.120	N D		
Cyfluthrin	2.320	7.020	N D		
Cypermethrin	0.370	1.130	N D		
Daminozide	0.550	1.650	N D		
Dichlorvos	0.050	0.140	N D		
Dimethoate	0.010	0.020	N D		
Dimethomorph	0.010	0.030	N D		
Ethoprophos	0.020	0.050	N D		
Etofenprox	0.010	0.040	N D		
Fenhexamid	0.040	0.140	N D		
Etoxazole	0.010	0.020	N D		
Fenoxycarb	0.020	0.060	N D		
Fenpyroximate	0.010	0.040	N D		
Fipronil	0.010	0.040	N D		
Fludioxinil	0.020	0.050	N D		
Flonicamide	0.010	0.030	N D		
Hexythiazox	0.010	0.020	N D		
Imidacloprid	0.040	0.110	N D		
Imazalil	0.060	0.170	N D		
Kresoxim-methyl	0.020	0.050	N D		
Malathion	0.010	0.030	N D		
Metalaxyl	0.010	0.020	N D		
Methiocarb	0.010	0.030	N D		
Methomyl	0.020	0.050	N D		
Mevinphos	0.060	0.180	N D		
Myclobutanil	1.190	3.610	N D		
Naled	0.030	0.080	N D		
Oxamyl	0.020	0.050	N D		
Permethrin	0.080	0.260	N D		
Paclobutrazole	0.020	0.060	N D		
Phosmet	0.010	0.030	N D		
Piperonyl butoxide	0.010	0.040	N D		
Prallethrin	0.100	0.300	N D		

NR Not Reportable
 ND Not Detected
 N/A Not Applicable
 NT Not Tested
 LOD Limit of Detection
 LOQ Limit of Quantification
 <LOQ Detected
 >ULOL Above upper limit of linearity
 CFU/g Colony Forming Units per 1 gram
 TNTC Too Numerous to Count



Scan the QR code to verify authenticity.

Authorized Signature

Dr. Archana R. Parameswar,
 Laboratory Director
 28 Jun, 2022 03:26:38 PM

*This report shall not be reproduced except in full, without the written approval of the lab. This report is for informational purposes only and should not be used to diagnose, treat or prevent any disease. Results are only for samples and batches indicated. Results are reported on an "as received" basis, unless indicated otherwise. All required LQC (Laboratory Quality Control) samples were included in the performance of these analyses and met the acceptance criteria for ISO/IEC Regulations.



Analytes	LOD (ppb)	LOQ (ppb)	Result ug/g	Flag	Limit ug/g
Propiconazole	0.070	0.220	N D		
Propoxur	0.010	0.030	N D		
Pyrethrin-I	0.020	0.060	N D		
Pyridaben	0.010	0.020	N D		
Spinetoram	0.230	0.690	N D		
Spinosyn A	0.010	0.020	N D		
Spinosyn D	0.000	0.010	N D		
Spiromesifen	0.050	0.140	N D		
Spirotetramat	0.010	0.030	N D		
Spiroxamine	0.010	0.030	N D		
Tebuconazole	0.010	0.030	N D		
Thiachloprid	0.010	0.030	N D		
Thiamethoxam	0.010	0.040	N D		
Methyl parathion	0.050	0.140	N D		
Diazinon	0.010	0.040	N D		
Trifloxystrobin	0.010	0.030	N D		
Chlorfenapyr	0.830	2.530	N D		
Chlordane	0.740	2.250	N D		
Pentachloronitrobenzene	0.060	0.170	N D		

NR Not Reportable
 ND Not Detected
 N/A Not Applicable
 NT Not Tested
 LOD Limit of Detection
 LOQ Limit of Quantification
 <LOQ Detected
 >ULOL Above upper limit of linearity
 CFU/g Colony Forming Units per 1 gram
 TNTC Too Numerous to Count



Scan the QR code to verify authenticity.

Authorized Signature

Dr. Archana R. Parameswar,
 Laboratory Director
 28 Jun, 2022 03:26:38 PM



RES – Residual Solvent Analysis

Analyzed 09 Jun, 2022 | Instrument HS-GC/MS | Method TM-106

Analyte	LOD (ppm)	LOQ (ppm)	Result (ppm)	Flag	Limit ug/g
Propane	0.470	1.410	N D		
Butane	0.200	0.610	N D		
Methanol	0.070	0.230	N D		
Pentane	0.130	0.410	N D		
Ethanol	0.130	0.380	N D		
Ethyl ether	0.020	0.070	N D		
Acetone	0.060	0.180	N D		
Isopropyl alcohol	0.030	0.090	N D		
Acetonitrile	0.020	0.060	N D		
Methylene chloride	0.010	0.020	N D		
Hexane	0.030	0.080	N D		
Ethyl acetate	0.030	0.080	N D		
Chloroform	0.010	0.030	N D		
Benzene	0.010	0.030	N D		
1,2-Dichloroethane	0.010	0.030	N D		
Heptane	0.020	0.060	N D		
Trichloroethene	0.010	0.030	N D		
Toluene	0.010	0.020	N D		
m,p-Xylenes	0.010	0.030	N D		
o-Xylene	0.010	0.020	N D		

NR Not Reportable
 ND Not Detected
 N/A Not Applicable
 NT Not Tested
 LOD Limit of Detection
 LOQ Limit of Quantification
 <LOQ Detected
 >ULOL Above upper limit of linearity
 CFU/g Colony Forming Units per 1 gram
 TNTC Too Numerous to Count



Scan the QR code to verify authenticity.

Authorized Signature

Dr. Archana R. Parameswar,
 Laboratory Director
 28 Jun, 2022 03:26:38 PM